

Bangladesh Commerce Bank Limited
Balance Sheet
As of 31 December 2009

	Notes	2009 Taka	2008 Taka
PROPERTY & ASSETS			
CASH			
Cash in Hand (Including foreign currency)	03.00	778,555,729	518,019,218
Balance with Bangladesh Bank and its agent bank (s) (Including foreign currency)	03.01	131,700,299	116,593,381
	03.02	646,855,430	401,425,837
BALANCE WITH OTHER BANKS & FINANCIAL INSTITUTIONS			
In Bangladesh	04.00	984,808,753	897,203,295
Outside Bangladesh	04.01	943,891,978	861,298,598
	04.02	40,916,775	35,904,697
MONEY AT CALL ON SHORT NOTICE			
	05.00	450,000,000	410,000,000
INVESTMENTS			
Government	06.00	710,059,072	645,771,571
Others	06.01	693,348,800	640,478,600
	06.02	16,710,272	5,292,971
LOANS AND ADVANCES			
Loan, Cash Credit and Over Drafts etc.	07.00	5,526,804,353	5,018,350,550
Bills Purchased and Discounted	07.01	5,523,312,097	5,006,494,973
Loans & Advances BCI	07.02	3,492,256	11,855,577
	07.14	729,397,327	767,637,716
Total Loans and Advances		6,256,201,680	5,785,988,266
FIXED ASSETS including premises, furniture & fixtures	08.00	38,953,476	37,186,676
OTHER ASSETS	09.00	209,240,779	226,632,202
NON-BANKING ASSETS	10.00	-	-
TOTAL ASSETS		9,427,819,490	8,520,801,228
LIABILITIES AND CAPITAL			
Borrowings from other Banks, Financial Institutions and agents	11.00	-	-
DEPOSITS AND OTHER ACCOUNTS			
Current Account and Other Accounts etc.	12.00	7,604,975,266	6,786,866,290
Savings Bank Deposits		541,337,121	798,680,849
Short Term Deposits		898,657,064	639,132,568
Fixed Deposits		662,053,186	573,108,556
Deposit under different schemes		3,965,746,954	3,568,352,651
Bills Payable	12.01	663,816,075	513,163,612
Bank Deposit	12.03	131,060,021	90,383,257
Other Deposits		400,000,000	420,000,000
Deposits(BCI)	12.04	342,304,846	184,044,799
	12.05	71,727,047	84,802,265
OTHER LIABILITIES	13.00	732,372,477	629,136,805
TOTAL LIABILITIES		8,409,074,791	7,500,805,360
SHAREHOLDER'S EQUITY			
SHARE CAPITAL			
Paid-up-Capital	14.02	920,000,000	920,000,000
Share Capital BCI Ltd.		39,000,000	39,000,000
Revaluation Reserve on DSE Membership		-	54,250,000
Statutory Reserve	15.00	65,792,413	35,453,035
Other Reserve	16.00	3,848,512	3,848,512
Revaluation Reserve for HTM Securities		11,836,557	11,836,557
Exchange Equalization Account		4,395,060	-
Surplus/(Deficit) in Profit and Loss Account	17.00	(26,127,843)	(44,392,236)
Total Shareholder's Equity		1,018,744,699	1,019,995,868
TOTAL LIABILITIES AND SHAREHOLDER'S EQUITY		9,427,819,490	8,520,801,228

Bangladesh Commerce Bank Limited
Off-Balance Sheet
As of 31 December 2009

	Notes	2009 Taka	2008 Taka
CONTINGENT LIABILITIES	18.00		
Contra entries (BCI)	18.01	13,231,321	13,231,321
Letter of Guarentees	18.02	104,024,022	398,937,233
Letter of Credit		250,975,065	397,086,762
Bills for Collection		23,547,453	4,096,328
Other contingent liability	18.03	71,192,301	71,530,301
Case against the bank which not acknowledged by the bank		483,095,000	471,081,000
TOTAL CONTINGENT LIABILITIES		946,065,162	1,355,962,945
OTHER COMMITMENTS			
Documentary Credits and short term trade related transactions		-	-
Forward assets purchased and forward deposits placed		-	-
Undrawn note issuance and revolving underwriting facilities		-	-
Undrawn formal standby facilities, credit lines and other commitments		-	-
Total		-	-
TOTAL OFF-BALANCE SHEET ITEMS		946,065,162	1,355,962,945

These Financial Statements should be read in conjunction with the annexed notes



Chairman



Director



Director



Managing Director

This is the Balance Sheet referred to in our report of even date.



Howladar Yunus & Co
Chartered Accountants

Dated : Dhaka
May 20, 2010

2009

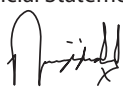
Bangladesh Commerce Bank Limited
Profit and Loss Accounts
For the year ended 31 December 2009

	Notes	2009 Taka	2008 Taka
OPERATING INCOME			
Interest Income	19.00	905,556,240	634,800,634
Less: Interest Paid on Deposits and Borrowings etc	20.00	552,907,005	523,104,891
Net Interest Income		352,649,235	111,695,743
Income from Investments	21.00	71,751,529	48,528,881
Commission, Exchange Earnings & Brokerage	22.00	43,619,296	37,088,348
Other Operating Income	23.00	21,850,689	17,611,529
		137,221,514	103,228,758
TOTAL OPERATING INCOME (A)		489,870,749	214,924,501
OPERATING EXPENSES			
Salary and Allowances	24.00	142,390,307	123,167,369
Rent, Taxes, Insurance, Electricity, etc.	25.00	18,418,714	20,576,907
Legal Expenses		435,158	527,404
Postage, Stamp, Telecommunication etc.	26.00	2,708,095	3,102,508
Stationery, Printing, Advertisement etc.	27.00	5,332,608	5,198,909
Managing Director's salary and allowances	28.00	1,641,200	1,537,400
Director's Fee		692,000	755,326
Audit & Evaluation Fee		400,000	653,510
Depreciation & Repair of Fixed Assets	29.00	12,256,918	10,204,458
Other Expenses	30.00	17,465,881	19,494,883
Total Operating Expenses (B)		201,740,881	185,218,674
Profit/(Loss) before Provision (C)=A-B		288,129,868	29,705,827
Provision for Loans & Advances		51,800,000	-
Other Provisions		84,632,979	-
TOTAL PROVISION (D)		136,432,979	-
TOTAL PROFIT/(LOSS) BEFORE TAX (C-D)		151,696,889	29,705,827
PROVISION FOR TAXATION		110,390,792	3,197,372
Provision for Taxation		110,635,242	3,197,372
Provision for Deferred Tax		(244,450)	-
NET PROFIT/(LOSS) AFTER TAX		41,306,097	26,508,455
APPROPRIATIONS			
Statutory Reserve	15.00	30,339,378	5,941,165
General Reserve		-	-
Dividends etc.		-	-
		30,339,378	5,941,165
Retained Earnings/(Loss) carried forward		10,966,719	20,567,290
Earning per Share(EPS)	33.00	4.49	2.88


These Financial Statements should be read in conjunction with the annexed notes




Chairman



Director



Director



Managing Director

This is the Balance Sheet referred to in our report of even date.



Howladar Yunus & Co
Chartered Accountants

Dated : Dhaka
May 20, 2010

Bangladesh Commerce Bank Limited
Statement of Cash Flow
For the year ended 31 December 2009

PARTICULARS	Notes	2009 Taka	2008 Taka
CASH FLOW FROM OPERATING ACTIVITIES			
Interest Receipts in Cash		919,934,757	671,888,982
Interest Payment		(575,484,571)	(523,104,891)
Dividend Receipts		868,418	175,214
Fee and Comission Receipts in Cash		43,619,296	-
Recoveries of Loans Previously Written Off		-	-
Cash Payment to employees		(144,031,507)	(124,704,769)
Cash Payment to Suppliers		(29,029,810)	(30,629,035)
Income Tax paid		(14,409,179)	(8,310,166)
Receipts from other Operating Activities		92,733,800	65,965,196
Payment for other Operating Activities		(10,793,990)	(21,431,123)
Operating Profit Before Changes in current Assets & Liabilities		283,407,214	29,849,408
Increase/Decrease in operating Assets and Liabilities		199,806,090	327,139,628
(Increase)/Decrease in Statutory Deposits		-	(66,996,000)
Purchase/Sale of Trading Securities		-	-
(Increase)/Decrease in Loan & Advances to Other Banks		-	-
(Increase)/Decrease in Loan & Advances to Customers		(470,213,414)	(775,633,284)
(Increase)/Decrease in Other Assets		(85,129,753)	(17,494,316)
Increase/(Decrease) in Deposits from Other Banks		(20,000,000)	(30,000,000)
Increase/(Decrease) in Deposits from Customers		688,108,976	1,133,929,076
Increase/(Decrease) in Other Liabilities		87,040,281	83,334,152
Increase/(Decrease) in Trading Liabilities		-	-
Net Cash Flow from Operating Activities (A)		483,213,304	356,989,036
CASH FLOW FROM INVESTING ACTIVITIES			
Proceeds from Sale of Securities		(11,417,301)	(1,666,890)
Increase/(Decrease) in Cash due to Sale and Purchase of Assets		-	-
(Purchase)/Sale of Property plant and equipment		(11,453,325)	(7,910,383)
(Purchase)/Sale of Subsidiary		-	-
Net Cash used in Investing Activities (B)		(22,870,626)	(9,577,273)
CASH FLOW FROM FINANCIAL ACTIVITIES			
Receipts from issue of ordinary Shares/(Redemption of Share capital)		-	-
Dividends paid		-	-
Net Cash Flow from Financial Activities (C)		-	-
Net Increase/(Decrease) in Cash (A+B+C)		460,342,678	347,411,763
Effects of Changes in CRR Maintained with Bangladesh Bank		-	66,996,000
Opening cash & Cash Equivalent		2,475,658,994	2,061,251,231
Closing Cash and Cash Equivalent	31.00	2,936,001,672	2,475,658,994


These Financial Statements should be read in conjunction with the annexed notes



Chairman



Director



Director



Managing Director

This is the Balance Sheet referred to in our report of even date.



Howladar Yunus & Co
Chartered Accountants

Dated : Dhaka
May 20, 2010

Financial Statement

Bangladesh Commerce Bank Limited
Statement of Changes in Equity
For the year ended 31 December-2009

Particulars	Paid up Capital	Share Premium Account	Statutory reserve	Revaluation Reserve on Securities	Other reserve	Exchange Equalization Account	Profit/(Loss)	Total (Tk.)
Balance as on 01 January 2009	920,000,000	-	35,453,035	-	3,848,512	4,395,060	(44,392,236)	919,304,371
Share Capital BCI Ltd.	39,000,000	-	-	-	-	-	-	39,000,000
Prior Year's Adjustment	-	-	-	-	-	-	7,297,674	7,297,674
Dividends Paid during the year	-	-	-	-	-	-	-	-
Decrease from Statutory Reserve	-	-	-	-	-	-	-	-
Increase in Statutory Reserve	-	-	30,339,378	-	-	-	-	30,339,378
Surplus of Revaluation Reserve for HTM Securities	-	-	-	11,836,557	-	-	-	11,836,557
Issuance of Share Capital	-	-	-	-	-	-	-	-
Redemption of Share Capital	-	-	-	-	-	-	-	-
Net Profit/(Loss) for the period	-	-	-	-	-	-	10,966,719	10,966,719
Balance as on 31 Dec.' 2009	959,000,000	-	65,792,413	11,836,557	3,848,512	4,395,060	(26,127,843)	1,018,744,699



Chairman



Director



Director



Managing Director

Dated : Dhaka
May 20, 2010

Bangladesh Commerce Bank Limited
LIQUIDITY STATEMENT (ASSETS AND LIABILITY MATURITY ANALYSIS)
FOR THE YEAR ENDED 31 DECEMBER 2009

Particulars	Upto 01 Month	1-3 Months	3-12 Months	1-5 Years	More than 5 Years	Total
ASSETS:						
Cash in hand & with Bangladesh Bank	778,644,199	-	-	-	-	778,555,729
Balance with other Banks & Financial Institutions	104,808,753	50,000,000	830,000,000	-	-	984,808,753
Money at Call & short notice	450,000,000	-	-	-	-	450,000,000
Investment	17,559,072	50,000,000	-	450,000,000	192,500,000	710,059,072
Loans and Advances	46,369,618	1,383,118,183	1,861,469,084	1,009,955,144	1,955,289,651	6,256,201,680
Fixed Assets including premises furniture and fixture	-	5,122,378	9,351,952	10,668,866	13,810,280	38,953,476
Other Assets	64,122,614	-	-	2,736,305	142,381,861	209,240,780
Non-Banking Assets	-	-	-	-	-	-
Total Assets	1,461,504,256	1,488,240,561	2,700,821,036	1,473,360,315	2,303,981,792	9,427,819,490
LIABILITIES:						
Borrowing from Bangladesh Bank, Other Banks, Financial Institutions and Agents	-	-	-	-	-	-
Deposits	674,578,170	3,181,274,033	2,507,130,015	1,078,218,676	163,774,372	7,604,975,266
Other Liabilities	2,891,877	301,259,132	171,828,356	328,120,160	-	804,099,525
Total Liabilities	677,470,047	3,482,533,165	2,678,958,371	1,406,338,836	163,774,372	8,409,074,791
Net Liquidity Gap	784,034,209	(1,994,292,604)	21,862,665	67,021,479	2,140,207,420	1,018,744,699


Net result of Liquidity Statement represents the Shareholders' Equity of Bank
These Financial Statements should be read in conjunction with the annexed notes


Chairman

Dated : Dhaka
May 20, 2010


Director


Director


Managing Director